

91170



NEW ZEALAND QUALIFICATIONS AUTHORITY
MANA TOHU MĀTAURANGA O AOTEAROA

QUALIFY FOR THE FUTURE WORLD
KIA NOHO TAKATŪ KI TŌ ĀMUA AO!

2

SUPERVISOR'S USE ONLY

Level 2 Physics, 2015

91170 Demonstrate understanding of waves

9.30 a.m. Tuesday 17 November 2015
Credits: Four

Achievement	Achievement with Merit	Achievement with Excellence
Demonstrate understanding of waves.	Demonstrate in-depth understanding of waves.	Demonstrate comprehensive understanding of waves.

Check that the National Student Number (NSN) on your admission slip is the same as the number at the top of this page.

You should attempt ALL the questions in this booklet.

Make sure that you have Resource Sheet L2-PHYSR.

In your answers use clear numerical working, words and/or diagrams as required.

Numerical answers should be given with an appropriate SI unit.

If you need more space for any answer, use the page(s) provided at the back of this booklet and clearly number the question.

Check that this booklet has pages 2–12 in the correct order and that none of these pages is blank.

YOU MUST HAND THIS BOOKLET TO THE SUPERVISOR AT THE END OF THE EXAMINATION.

TOTAL

ASSESSOR'S USE ONLY

QUESTION TWO: LENSES AND REFRACTION

- (a) Tom uses a convex lens as a magnifying glass. He puts a petal of a flower 2.0 cm in front of the lens to study it. The lens has a focal length of 5.0 cm.

Calculate the distance of the image from the lens.

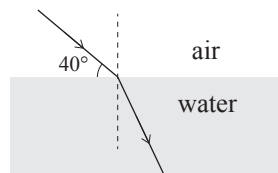
- (b) Tom goes to a pool. He shines a red laser into the pool. He notices that even though the light ray bends, its colour does not change.

Explain why the colour of the laser remains the same.

- (c) Tom shines the red laser at an angle of 40° to the surface of the water in the pool, as shown in the diagram below.

Refractive index of air = 1.00

Refractive index of water = 1.33

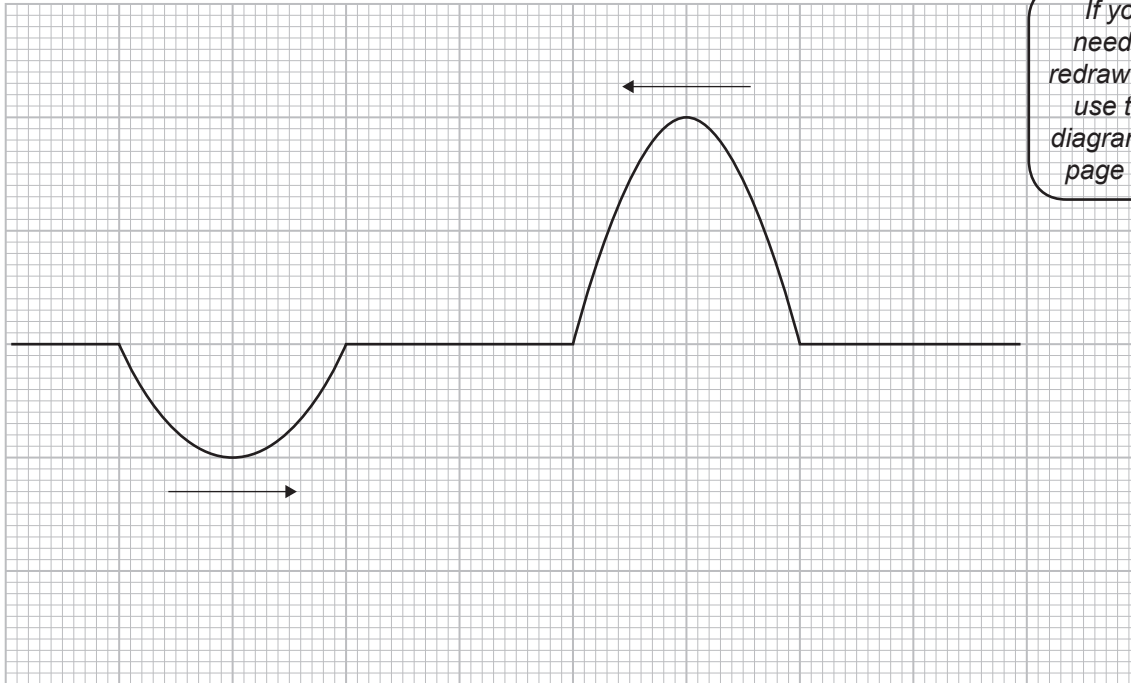


Calculate the angle of refraction.

QUESTION THREE: ROPES AND A MIRAGE

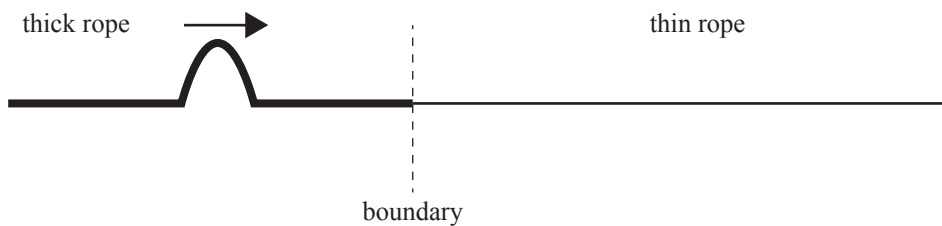
- (a) Tom and his friend Ellen hold each end of a rope. Each of them sends a pulse along the rope in opposite directions. The grid below shows the motion of the pulses.

On the grid, draw the resultant pulse when the two pulses are fully superposed.

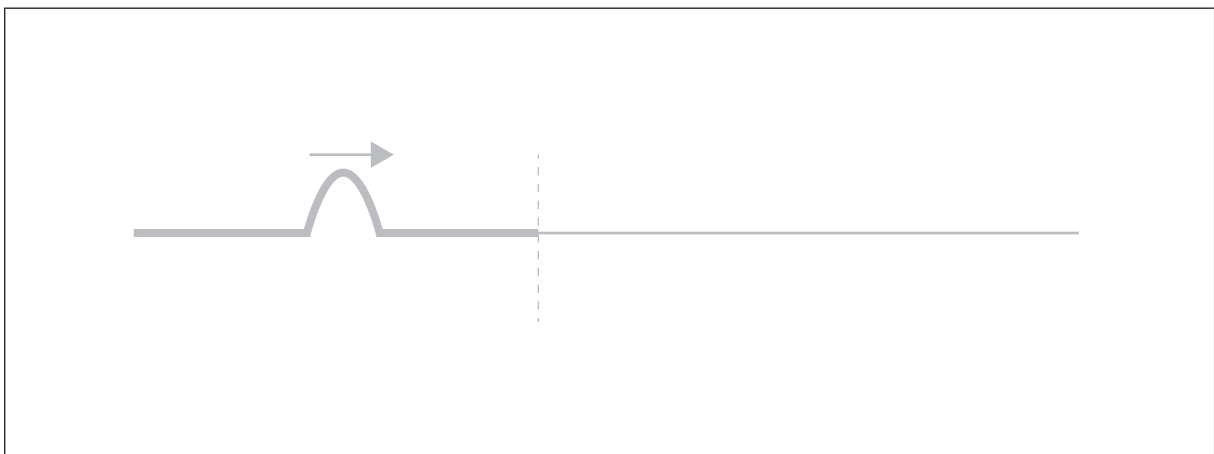


If you need to redraw this, use the diagram on page 11.

- (b) Tom ties a thick rope to a thin rope, as shown in the diagram below. He then sends a pulse from the thick rope towards the thin rope. The pulse travels faster through the thin rope.



In the box below draw a diagram to show what happens to the pulse as it undergoes reflection and transmission (refraction) once it reaches the boundary between the two ropes.




- (c) Explain what happens to the **amplitude** of the pulse in the thick rope when it reflects.

- (d) Tom drives down the motorway on a hot sunny day. He notices a mirage ahead of him. A mirage is the image of the sky that has been reflected by the road. The air just above the surface of the road is hotter than the layers of air above it. Hot air is less optically dense than cold air.

Write a comprehensive explanation for why Tom sees a mirage.

cold air

hot air

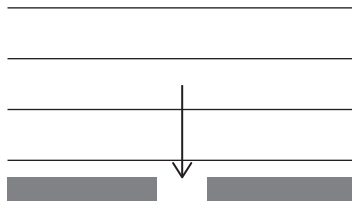


QUESTION FOUR: WAVES

- (a) Tom and Ellen watch waves in the ocean. The diagram below shows the wave crests approaching a gap in a sea wall.

On the diagram, draw the wave crests after they have gone through the gap.

If you need to redraw this, use the diagram on page 11.



- (b) Tom and Ellen stand on a beach, watching the waves. They notice that the wave fronts are closer together when they reach shallow water, as compared to the distance between wave fronts in deep water.

On one occasion, the distance between wave crests in deep water is 1.75 m. The speed of waves in deep water is 12.0 m s^{-1} . The speed of waves in shallow water is 4.5 m s^{-1} .

Calculate:

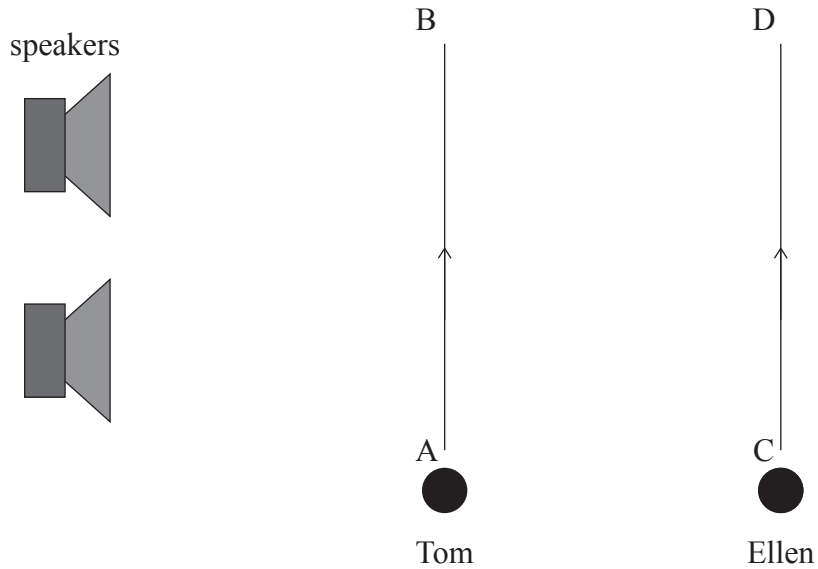
- the frequency of the waves
- the distance between wave crests in shallow water.

(c) Two speakers producing the same sound are placed close together.

Tom walks along line AB and Ellen walks along line CD.

- Describe the sound that Tom hears.
- Compare the sound that Tom hears with the sound that Ellen hears.

Explain your answer.



**Question Four continues
on the following page.**

- (d) Tom shines a red laser through the two slits and gets the following pattern on a screen.

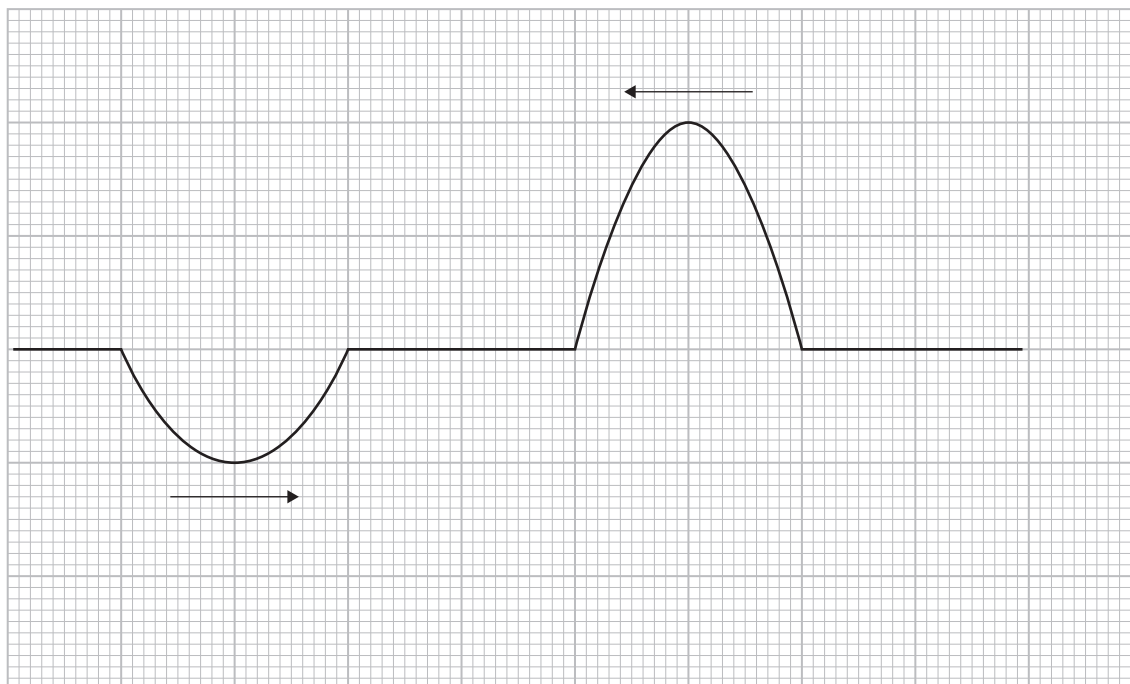


Write a comprehensive explanation for why there are alternate bright and dark bands on the screen.

In your answer include concepts about path difference and interference.

SPARE DIAGRAMS

If you need to redraw the pulse from Question Three (a), draw it on the diagram below. Make sure it is clear which diagram you want marked.



If you need to redraw your completion of the diagram from Question Four (a), draw it on the diagram below. Make sure it is clear which diagram you want marked.

