

SUPERVISOR'S USE ONLY

3

91579



Draw a cross through the box (☒) if you have NOT written in this booklet

+



Mana Tohu Mātauranga o Aotearoa
New Zealand Qualifications Authority

Level 3 Calculus 2023

91579 Apply integration methods in solving problems

Credits: Six

| Achievement | Achievement with Merit | Achievement with Excellence |
|--|--|---|
| Apply integration methods in solving problems. | Apply integration methods, using relational thinking, in solving problems. | Apply integration methods, using extended abstract thinking, in solving problems. |

Check that the National Student Number (NSN) on your admission slip is the same as the number at the top of this page.

You should attempt ALL the questions in this booklet.

Make sure that you have the Formulae and Tables Booklet L3–CALCF.

Show ALL working.

If you need more room for any answer, use the extra space provided at the back of this booklet.

Check that this booklet has pages 2–16 in the correct order and that none of these pages is blank.

Do not write in any cross-hatched area (DO NOT WRITE). This area will be cut off when the booklet is marked.

YOU MUST HAND THIS BOOKLET TO THE SUPERVISOR AT THE END OF THE EXAMINATION.

QUESTION ONE

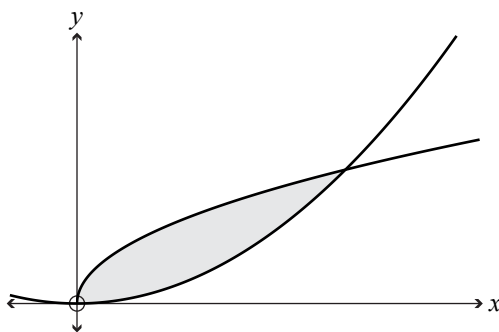
(a) Find $\int \left(3x + 2 + \frac{1}{3x + 2} \right) dx$.

- (b) An object's velocity can be modelled by the equation $v(t) = \sec^2 t$, where v is the velocity of the object in km hr^{-1} , and t is the time in hours from the start of timing. Initially the object was 3 km from a point P.

Find the distance of this object from the point P after $\frac{\pi}{4}$ hours.

You must use calculus and show the results of any integration needed to solve the problem.

- (c) The graph below shows the functions $y = \sqrt{x}$ and $8y = x^2$.



Find the shaded area.

You must use calculus and show the results of any integration needed to solve the problem.

- (d) Consider the differential equation $\frac{dy}{dx} = y(2x - 3x^2)$.

Given that $y = 1$ when $x = 2$, find the value(s) of y when $x = 1$.

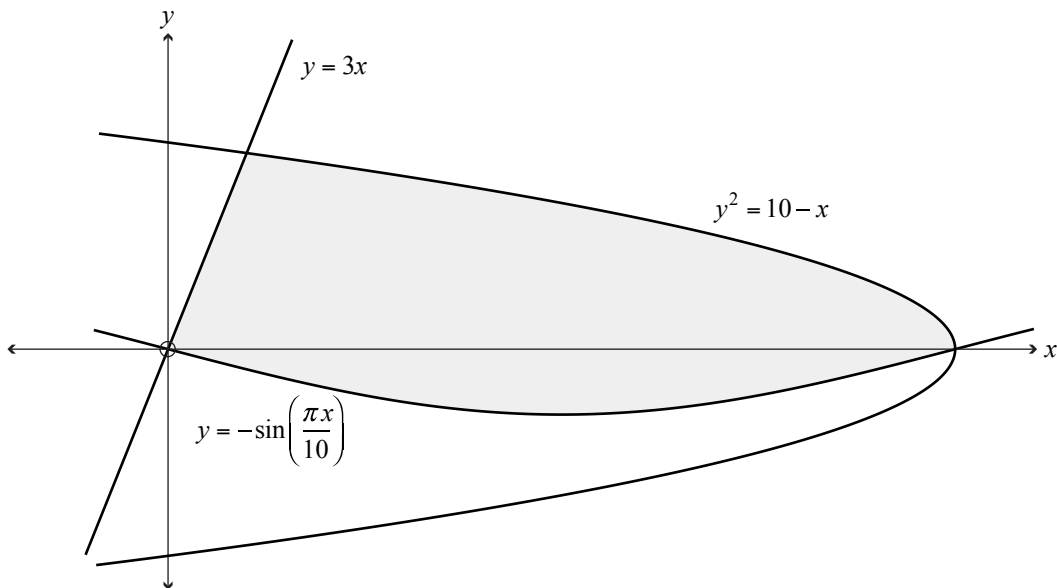
You must use calculus and show the results of any integration needed to solve the problem.

(e) The shaded region in the diagram below is bounded by the three graphs:

$$y^2 = 10 - x$$

$$y = 3x$$

$$y = -\sin\left(\frac{\pi x}{10}\right)$$



Find the area of the shaded region.

You must use calculus and show the results of any integration needed to solve the problem.

QUESTION TWO

(a) Find $\int 4e^{2x-1} dx$.

(b) Solve the differential equation $\frac{dy}{dx} = (4x + 1)^{-\frac{1}{2}}$, where $x \geq 0$, given that when $x = 6$, $y = 7.5$.

You must use calculus and show the results of any integration needed to solve the problem.

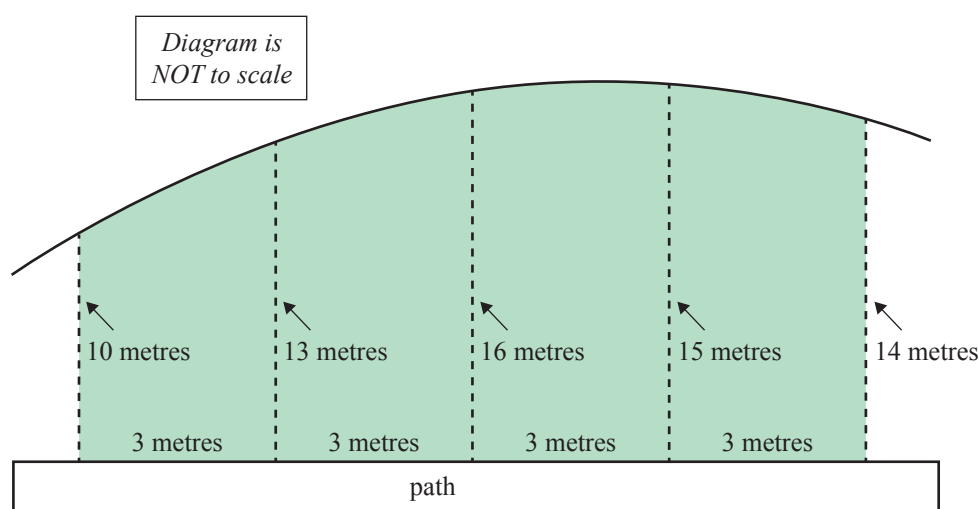
(c) Find the value of k , given that $\int_2^k \left(\frac{6x-3}{2x-3} \right) dx = 3k$.

(d) Find $\int \frac{\cos 2x + \sin 2x}{\cos 2x - \sin 2x} dx$.

QUESTION THREE

- (a) A garden designer wants to find an approximation of the area of a section of a garden, shaded below.

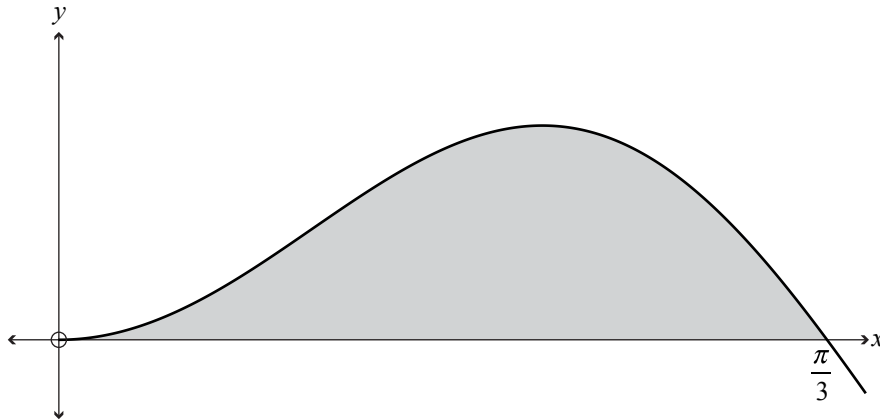
They take some measurements and these are shown in the diagram.



Using these measurements, and Simpson's Rule, find an approximation of the area of the garden section.

(b) Find $\int \left(\frac{\sqrt{x}-3}{\sqrt{x}} \right) dx$.

- (c) The graph below shows the function $y = 5 \sin(3x) \sin(x)$.



Find the shaded area.

You must use calculus and show the results of any integration needed to solve the problem.

Question Three continues
on the next page.

